

Gearboxes

Output Torque Range
3.0Nm to 41Nm

Ratio
1:1 - 40:1

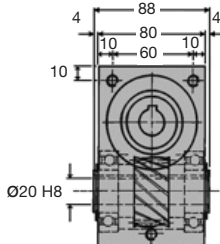
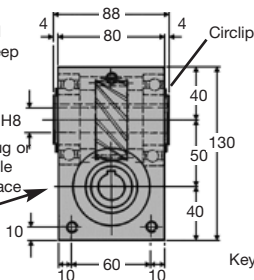
Crossed Helical, Reduction (Hardened Gears) HPCE50

CROSSED HELICAL, REDUCTION GEARBOX HPCE50



(12) tapped
M8 x 16 deep

Ø20 H8
Pressure plug or
Grease nipple
fitted on 1 face



WEIGHT	3.35 Kg
BACKLASH	1° approx
HOURS LIFE	12000 hr
MAX INPUT SPEED	3000 rpm
MATERIAL:	
CASE MAT'L	Aluminium HE30TF
GEAR MAT'L	655M13 Case Hardened
GREASED FOR LIFE	Shell Alvania

N.m.	RPM Input	Reduction ratio				
		1:1	2:1	3:1	4:1	5:1
Output Torque	3000	3.0	3.0	3.0	3.0	3.0
	2000	4.0	4.0	4.0	4.0	4.0
	1000	6.0	6.0	6.0	6.0	6.0
	500	8.0	8.0	8.0	8.0	8.0
	100	12.0	12.0	12.0	12.0	12.0
	50	14.0	14.0	14.0	14.0	14.0
	10	16.0	16.0	16.0	16.0	16.0

DISCOUNTS	
1 - 5	List Price
6 - 19	-5%
20 - 49	-10%
50 - 99	-15%
100 +	-20%

PART NUMBER	Ratio	Type	% Effi. @ 1000 Rpm	Max I/P Speed	Max O/P Speed	Back-drive	PRICE EACH 1-5
HPCE50-1	1:1	Helical	93	3000	3000	YES	£334.64
HPCE50-2	2:1	Helical	91	3000	1500	YES	£334.64
HPCE50-3	3:1	Helical	90	3000	1000	YES	£334.64
HPCE50-4	4:1	Helical	89	3000	750	YES	£334.64
HPCE50-5	5:1	Helical	80	3000	600	YES	£334.64
HPCE50-SP	1:1 - 40:1	Special Ratios: Replace SP with required ratio					£457.95
HPCE50-SPA	1:1 - 40:1	Low Backlash ≤ 30'. Replace SP with required ratio					£457.95
HPCE50-SPLH	1:1 - 40:1	Left Hand Helicals: Replace SP with required ratio					£457.95

Output Shafts: HPCE50-X (Single), HPCE50-DX (Double): See page 1.35

Special bores and other modifications are available. Please contact Technical Sales department.

Testing in your application is necessary. You will need to assess duty, cycles and confirm gearbox suitability with your own calculations. Torque figures are to be used for guidance only.

1.30



Unit 14, Foxwood Industrial Park, Foxwood Rd. Chesterfield, Derbyshire S41 9RN

Telephone +44(0)1246 268080 Fax +44(0)1246 260003

Output Torque Range
3.0Nm to 41Nm

Ratio
1:1 - 40:1

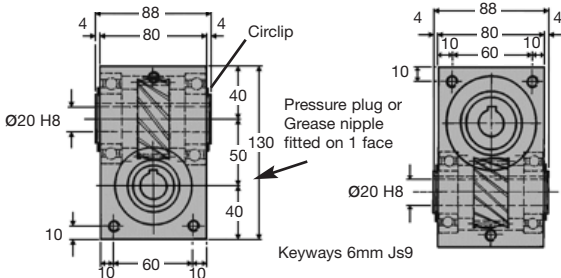
Gearboxes

HPCE50

Wormwheel, Reduction (Hardened Worm)

WEIGHT	3.35 Kg
BACKLASH	1° approx
HOURS LIFE	12000 hr
MATERIAL:	
CASE MAT'L	Aluminium HE30TF
WORM MAT'L	655M13 Case Hardened
WHEEL MAT'L	Aluminium Bronze CA104
GREASED FOR LIFE	Shell Gadus

(12) tapped
M8 x 16
deep



N.m.	RPM Input	Reduction ratio			
		8:1	10:1	20:1	40:1
Output Torque	3000	-	-	-	-
	2000	-	-	-	-
	1000	11.3	13.0	15.0	17.0
	500	18.0	20.0	21.0	23.0
	100	25.0	26.0	28.0	30.0
	50	31.0	31.0	32.0	33.0
	10	40.0	40.0	41.0	41.0

DISCOUNTS	
1 - 5	List Price
6 - 19	-5%
20 - 49	-10%
50 - 99	-15%
100 +	-20%

PART NUMBER	Ratio	Type	% Effi. @ 1000 Rpm	Max I/P Speed	Max O/P Speed	Back-drive	PRICE EACH 1-5	
HPCE50-8	8:1	worm wheel	80	1500	187	YES	£334.64	
HPCE50-10	10:1	worm wheel	73	1500	150	YES	£334.64	
HPCE50-20	20:1	worm wheel	67	1500	75	NO	£334.64	
HPCE50-40	40:1	worm wheel	60	1500	37	NO	£334.64	
HPCE50-SP	1:1 - 40:1	Special Ratios: Replace SP with required ratio						£457.95
HPCE50-SPA	1:1 - 40:1	Low Backlash ≤ 30'. Replace SP with required ratio						£457.95
HPCE50-SPLH	1:1 - 40:1	Left Hand Helicals: Replace SP with required ratio						£457.95

Output Shafts: HPCE50-X (Single), HPCE50-DX (Double): See page 1.35

Special bores and other modifications are available. Please contact Technical Sales department.

Testing in your application is necessary. You will need to assess duty, cycles and confirm gearbox suitability with your own calculations. Torque figures are to be used for guidance only.

Unit 14, Foxwood Industrial Park, Foxwood Rd. Chesterfield, Derbyshire S41 9RN

Telephone +44(0)1246 268080 Fax +44(0)1246 260003



1.31

Gearboxes CROSSED HELICAL, REDUCTION GEARBOX HPCE50