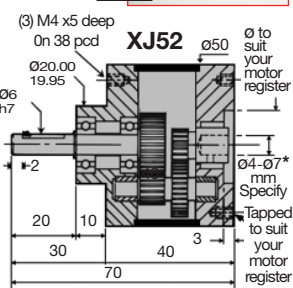
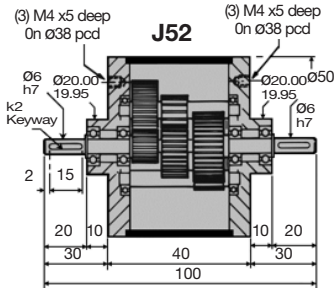



Ratio **Output Torque** **Inline Spur Gear Reducers**
30:1 - 125:1 **0.27- 0.9Nm**

J52 / XJ52

Double or Single Shafted

WEIGHT	0.14 Kg
BACKLASH	3°- 6° Depending on Ratio
HOURS LIFE	12000
MAX INPUT SPEED	4000 rpm
MATERIAL :	
CASE MAT'L	Delrin Body / Aluminium Caps
GEAR MAT'L	High Carbon Steel 817M40 (EN24)
GREASED FOR LIFE	Shell Alvania



Input Bore, Tapped Holes & Register must be specified when ordering.

N.m.	RPM Input	Reduction ratio						
		30:1	40:1	50:1	60:1	75:1	100:1	125:1
Output Torque	4000	0.27	0.28	0.29	0.30	0.31	0.33	0.34
	2000	0.30	0.32	0.33	0.34	0.35	0.38	0.40
	1000	0.34	0.36	0.38	0.40	0.41	0.42	0.43
	500	0.40	0.41	0.42	0.43	0.46	0.49	0.49
	200	0.46	0.48	0.49	0.52	0.54	0.57	0.59
	100	0.52	0.55	0.57	0.59	0.61	0.65	0.69
	50	0.57	0.62	0.65	0.69	0.73	0.74	0.75
10	0.69	0.73	0.75	0.75	0.75	0.90	0.90	

*Plain bore, no keyslot

DISCOUNTS	
1 - 5	List Price
6 - 19	-5%
20 - 49	-10%
50 - 99	-15%
100 +	-20%

PART NUMBER	PART NUMBER	Ratio	Max O/P Speed rpm	N.M. Rating @ 1000 rpm	Mod.	Standard Direction	PRICE EACH 1-5
HPCJ52-30	HPCXJ52-30	30:1	133	0.34	0.4	Opposite	£206.73
HPCJ52-40	HPCXJ52-40	40:1	100	0.36	0.4	Opposite	£206.73
HPCJ52-50	HPCXJ52-50	50:1	80	0.38	0.4	Opposite	£206.73
HPCJ52-60	HPCXJ52-60	60:1	66	0.40	0.4	Opposite	£206.73
HPCJ52-75	HPCXJ52-75	75:1	53	0.41	0.4	Opposite	£206.73
HPCJ52-100	HPCXJ52-100	100:1	40	0.42	0.4	Opposite	£206.73
HPCJ52-125	HPCXJ52-125	125:1	32	0.43	0.4	Opposite	£206.73
HPCJ52-SP or HPCXJ52-SP Special Ratios: Replace SP with required ratio							£243.64

Other Info.

Efficiency @ 1000 R.P.M: 88%

Testing in your application is necessary.

You will need to assess duty, cycles and confirm gearbox suitability with your own calculations. Torque figures are to be used for guidance only.

Unit 14, Foxwood Industrial Park, Foxwood Rd. Chesterfield, Derbyshire S41 9RN

Telephone +44(0)1246 268080 Fax +44(0)1246 260003



1.61

Gearboxes

DOUBLE OR SINGLE SHAFTED

J52 / XJ52