

Output Torque Range
13.4Nm to 57Nm

Ratio
5:1 - 120:1

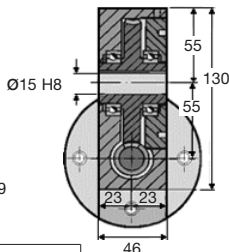
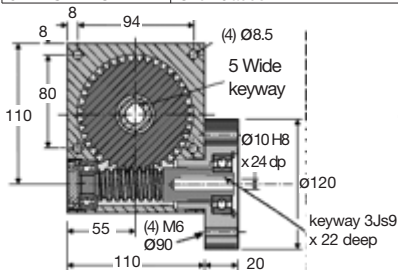

Gearboxes

HPCPF55

Worm / Wheel Reduction

Hollow Input

WEIGHT	3.04 Kg
BACKLASH	0° 30' approx
HOURS LIFE	12000 hr
MAX INPUT SPEED	3000 rpm
MATERIAL:	
CASE MAT'L	Aluminium HE30TF
WORM MAT'L	817M40(EN24)
WHEEL MAT'L	Alum. Bronze (AB2) with Steel Hub
GREASED FOR LIFE	Shell Gadus



N.m.	RPM Input	Reduction ratio					
		10:1	12:1	15:1	20:1	30:1	60:1
Output Torque	3000	13.4	14.0	14.8	16.2	17.6	20.4
	2000	16.2	16.9	18.3	19.1	20.4	23.9
	1000	21.1	22.5	23.2	24.6	25.3	28.8
	500	27.4	28.1	28.8	30.2	31.6	35.1
	200	34.4	35.1	36.5	37.9	39.3	42.1
	100	40.0	41.4	42.1	42.8	44.9	46.3
	50	45.6	46.3	47.7	48.4	49.8	50.5
	10	56.8	56.8	56.8	57.0	57.0	57.0

DISCOUNTS	
1 - 5	List Price
6 - 19	-5%
20 - 49	-10%
50 - 99	-15%
100 +	-20%

PART NUMBER	Ratio	Max Input Speed	Max Output Speed	% Effi. at 1000 Rpm	Backdrive	PRICE EACH 1-5
HPCPF55-10	10:1	3000	300	89	YES	£354.31
HPCPF55-12	12:1	3000	250	88	YES	£354.31
HPCPF55-15	15:1	3000	200	86	YES	£354.31
HPCPF55-20	20:1	3000	150	84	YES	£354.31
HPCPF55-30	30:1	3000	100	78	YES/NO	£354.31
HPCPF55-60	60:1	3000	50	69	NO	£354.31
HPCPF55-S	5:1-120:1	SPECIAL RATIO				£407.18
HPCPF55-A	SPECIAL MINIMUM BACKLASH 0° 8' OF ARC					£562.56

Output Shafts: HPCPF55-X (Single), HPCPF55-DX (Double): See page 1.23.

Testing in your application is necessary. You will need to assess duty, cycles and confirm gearbox suitability with your own calculations. Torque figures are to be used for guidance only

Unit 14, Foxwood Industrial Park, Foxwood Rd. Chesterfield, Derbyshire S41 9RN
Telephone +44(0)1246 268080 Fax +44(0)1246 260003



1.13

Gearboxes PRECISION WORM GEAR REDUCERS HPCPF55